

LG LED DISPLAY

DELIVER IMPRESSIVE, EYE-CATCHING EXPERIENCES

2017 May Edition



Premium Finepitch Indoor

LAP Series



The LAP Series boasts the best utilization of LG's display technology, delivering stunning image quality that truly touches the mind of the viewer. LG's uncompromising conviction to reliability and precision is embodied in its design and manufacturing process. The LAP Series is ideal for the most demanding venues; from automotive and industrial product design, museums and galleries to control rooms, boardrooms and broadcast studios.

Key Features



Stunning Image Quality

- High brightness (1,000 / 1,200 nit) for immersive vibrant images
- Super contrast ratio (6,000:1) for clear visibility
- LG unique 'Dynamic Contrast Algorithm' for stunning vividness



Power Efficient Design

- LG's unique power module design (max 15% less energy consumption than other brands at the same luminance)
- LG unique power saving algorithm for extended power saving



Advanced Auto Module Protection

- Monitor & control system temperature for reliable performance and longevity



Super Convenient Operation & Maintenance

- Web based operating S/W accessible anywhere via web (including real-time E-mail alert)
- LED controller embedded media player and scaler for simple system set-up

Premium Finepitch Indoor

LAP Series

Unit Case (LAP010BL2 / LAP015BL2 / LAP020BL4)

- Pixel Pitch: 1.0 / 1.5 / 2.0 mm
- Brightness: 1,000 (1.0 / 2.0 mm) / 1,200nit (1.5 mm)
- Contrast Ratio: 6,000 : 1
- Refresh Rate: 1,920 Hz



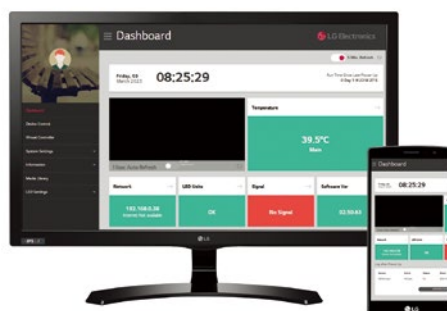
LED Controller (LCLG001)

- Input: Max UHD@30P
- Output: FHD@60P
- Media Player & Scaler Built-in
- Input / Output Port: HDMI, DP, DVI-D / LVDS
- Control Port: RS232C, RJ45 (LAN)



Software (Control Manager)

- Web Based S/W (LG webOS 3.0 Platform)
- Control & Monitoring
- Support PC & Mobile Version (Monitoring)
- Alert Alarm (E-mail)



Premium Finepitch Indoor

LAP Series

Application



Design Room



Museums / Gallery




Control Room



Boardrooms



Meeting Room



Broadcast Studio

Indoor LED Display

LAS Series



LAS Series are versatile mainstream indoor models for various indoor applications. Fine-pitch models for high resolution, quiet venues, Standard models for various indoor venues, and High Brightness models for large-space venues. They boast reliable designs, excellent image quality and easy maintenance.

Model Type

Fine-pitch Models

LAS016DB2 (1.6 mm) / LAS019DB2 (1.9 mm) / LAS025DB2 (2.5 mm)

- Compact 19.5" (400mm x 300m) LED unit case for any video wall size or configuration, including concave curved installations
- 16:9 aspect ratio design optimized for Full HD content
- Crisp, high contrast image with wide viewing angle
- Fanless design for low-noise environment.

Standard Models

LAS040DB4 (4.0 mm) / LAS050DB4 (5.0 mm) / LAS060DB4 (6.0 mm)

- Front service design for convenient service (rear optional)
- No noisy active fan required
- Durable quality providing 24x7 operation

High Brightness Models

LAS040DA1 (4 mm) / LAS060DA1 (6 mm)

- High 2,000 nit brightness for large space indoor application
 - 16 bit color processing for natural color representation.
 - Front service design (rear optional)
-

Indoor LED Display

LAS Series



Fine-pitch model

- LAS016DB2 (1.6 mm)
- LAS019DB2 (1.9 mm)
- LAS025DB2 (2.5 mm)



Standard model

- LAS040DB4 (4.0 mm)
- LAS050DB4 (5.0 mm)
- LAS060DB4 (6.0 mm)



High Brightness model



- LAS040DA1D (4 mm)
- LAS060DA1D (6 mm)



Indoor LED Display

LAS Series

Application



Premium Outdoor LED Display

LBP Series



The LBP Series are premium outdoor LED display models delivering vibrant image quality adopting top grade LED chips. All models are custom built, tailored to meet strict customer requirements to ensure satisfaction. The LBP Series is ideal for customers demanding exceptional image quality and reliability.

Key Features



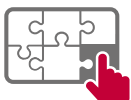
Premium Display

- LED modules are built with carefully selected top-class LED chips for rich and vibrant images.
- Super bright screen (8,000 nit) -SMD Type
- Wide Viewing Angle for outdoor display



Secure Design

- Dual LED controller configuration for seamless fail-over
- Bidirectional signal input to the screen for secure signal transfer
- Safe power design (extra LED module power capacity)



Custom Design for Utmost Satisfaction

- Designed based on customer needs and installation environment

Outdoor LED Display

LBS Series



The LBS series comes in various forms for different types of outdoor venue applications. Designed and built to provide robust quality and leading performance, the LBS series are the perfect solution for outdoor LED display.

Key Features



Outstanding Image Quality

- Eye pleasing super natural color representation
- Clean-cut color and brightness uniformity
- 16 bit color processing



Easy Installation & Service

- Large unit case size for quick & easy installation (LBS160VA1, 200VA1)
- Unit case is designed to accommodate clean cable connection
- Automatic LED module calibration after replacement
- IP65 (front) for robust weatherproof



Various Forms for Optimal Application

- SMD models: Various outdoor arenas
- Oval models: Outdoor arenas requiring very high brightness
- Virtual Oval models: For high brightness & cost efficiency
- Ribbon (Fascia) models: Sports arenas
- Perimeter models: Sports arenas

* Integrated device control (including CMS) with LG monitor signage (optional)

Outdoor LED Display

LBS Series

SMD Type

- LBS060DA1D (6.0mm)
- LBS080DA1D (8.0mm)
- LBS100DA1D (10.7mm)
- LBS120DA1D (12.0mm)
- LBS160DA1D (16.0mm)



Oval Type

- LBS160VA1D (16.0mm)
- LBS200VA1D (20.0mm)



Virtual Oval Type

- LBS100EA1D (10.0mm)



SMD / Oval Ribbon Board

- LBF160DA1D (16.0mm) - SMD
- LBF200VA1D (20.0mm) - Oval



SMD A-Board



- LBB160DA1D (16.0mm)



Outdoor LED Display

LBS Series

Application



LAP Series

Specifications

Unit Case		LAP010BL2	LAP015BL2	LAP020BL4
PHYSICAL PARAMETERS	Pixel Configuraiton	3 in 1 SMD	3 in 1 SMD	3 in 1 SMD
	Pixel Pitch (mm)	1.00	1.50	2.00
	Module Resolution (W x H)	192 x 180	128 x 120	96 x 90
	Module Dimensions (W x H, mm)	192 x 180	192 x 180	192 x 180
	No. of Modules per Unit Case (W x H)	2 x 2	2 x 2	2 x 2
	Unit Case Resolution (W x H)	384 x 360	256 x 240	192 x 180
	Unit Case Dimensions (W x H, mm)	384 x 360 x 77	384 x 360 x 77	384 x 360 x 77
	Unit Case Surface Area (m ²)	0.138	0.138	0.138
	Weight per Unit Case (kg)	5	5	5
	Physical Pixel Density (pixels/m ²)	1,000,000	444,444	250,000
	Flatness of Unit Case (mm)	± 0.2	± 0.2	± 0.2
	Case Material	Die Casting Aluminum	Die Casting Aluminum	Die Casting Aluminum
	Service Access	Rear	Rear	Rear
OPTICAL SPECIFICATIONS	Min. Brightness (After Calibration)	1,000	1,200	min. 1000 (TBD)
	Color Temperature	3,200 - 9,300	3,200 - 9,300	3,200 - 9,300
	Visual Viewing Angle (Horizontal)	160	160	160 (TBD)
	Visual Viewing Angle (Vertical)	140	140	140 (TBD)
	Brightness Uniformity	≥ 97%	≥ 97%	≥ 97%
	Color Uniformity	± 0.015Cx,Cy	± 0.015Cx,Cy	± 0.015Cx,Cy
	Contrast Ratio	6,000	6,000	6,000
	Processing Depth (bit)	16	16	16
ELECTRICAL SPECIFICATIONS	Power Consumption (W/Unit Case, Max.)	140	160	118 (TBD)
	Power Consumption (W/Unit Case, Avg.)	65	75	57 (TBD)
	Power Consumption (W/m ² , Max.)	1,012 (700@800 nit)	1,157 (700@800 nit)	850 (TBD)
	Power Supply (V)	100 to 240	100 to 240	100 to 240
	Frame Rate (Hz)	50 / 60	50 / 60	50 / 60
OPERATION SPECIFICATIONS	Refresh Rate (Hz)	1,920	1,920	1,920
	Lifetime (Half Brightness)	100,000	100,000	50,000 (TBD)

* Lifetime (Half brightness) is based on LED chip

Controller		LCLG001
VIDEO	Max Input Resolution	3,840 x 2160@30Hz
	Color Temperature	3,200 - 9,301 Adjustable
CONNECTIVITY	Input	HDMI (1), DP (In/Out), DVI-D (1), RS232C (In/Out), RJ45 (In/Out) without LED Indicator, USB 3.0
	Output	LVDS x 1ea, FHD Standard
PHYSICAL PARAMETERS	Case Color	Black
	Dimension (mm)	278 x 193.3 x 38.5
	Weight (g)	1,397
SPECIAL FEATURES	Temperature Sensor	0
	Light Sensor	0
	Source Selection	HDMI, DVI-D, DP
	TPC	Yes
	Motion Eye Care	Yes
	System Indicator	Yes
	FHD Up Scaling	Yes
POWER	Power Supply	100-240V-, 50/60Hz
	Power Type	Built-In Adaptor
	Power Switch	No
	Power Consumption	Typ./Max Under 0.5 W
SOFTWARE	Remote Alert	Yes
	Integrated Control with LG Monitor Signage	Yes (Optional)
ACCESSORY	Standard	Power Cord, HDMI Cable, LVDS Cable, Wired & Brightness Sensor, 4P Phone-To- RS-232C Gender
	Optional	Long Signal Transfer Cable (Optical HDMI/DVI), DVI Cable, DP Cable

LAS Series

Specifications

	LAS016DB2	LAS019DB2	LAS025DB2	LAS040DB4
PHYSICAL PARAMETERS	Pixel Configuraiton	3 in 1 SMD	3 in 1 SMD	3 in 1 SMD
	Pixel Pitch(mm)	1.67	1.92	2.50
	Module Resolution (WxH)	120 x 90	104 x 78	80 x 60
	Module Dimensions(WxH,mm)	200 x 150	200 x 150	200 x 150
	Weight per Module (kg)	0.35	0.35	0.35
	No. of Modules per Unit Case (WxH)	2 x 2	2 x 2	2 x 2
	Unit Case Resolution (WxH)	240 x 180	208 x 156	160 x 120
	Unit Case Dimensions (W x H x D, mm)	400 x 300 x 93	400 x 300 x 93	400 x 300 x 93
	Unit Case Surface Area (m ²)	0.120	0.120	0.120
	Weight per Unit Case (kg)	6	6	6
	Physical Pixel Density (pixels/m ²)	360,000	270,400	160,000
	Flatness of Unit Case (mm)	± 0.2	± 0.2	± 0.2
	Unit Case Material	Die Casting Aluminum	Die Casting Aluminum	Die Casting Aluminum
Service Access	Rear	Rear	Rear	
				Aluminum Front (Basic), Rear (Proposal Option)
OPTICAL SPECIFICATIONS	Min. Brightness (After Calibration)	800	800	800
	Color Temperature	3,200 - 9,300	3,200 - 9,300	3,200 - 9,300
	Visual Viewing Angle (Horizontal)	160	160	160
	Visual Viewing Angle (Vertical)	140	140	140
	Brightness Uniformity	≥ 97%	≥ 97%	≥ 97%
	Color Uniformity	± 0.003Cx,Cy	± 0.003Cx,Cy	± 0.003Cx,Cy
	Contrast Ratio	3,000	3,000	3,000
	Processing Depth (bit)	10	10	10
ELECTRICAL SPECIFICATIONS	Power Consumption (W/Unit, Max.)	100	100	100
	Power Consumption (W/Unit, Avg.)	30	30	30
	Power Consumption (W/m ² , Max.)	830	830	830
	Power Supply (V)	110 to 240	110 to 240	110 to 240
	Frame Rate (Hz)	50 / 60	50 / 60	50 / 60
	Refresh Rate (Hz)	2,100	3,000	6,300
OPERATION SPECIFICATIONS	Lifetime (Half Brightness)	100,000	100,000	100,000
	Operating Temperature	-10°C to +40°C	-10°C to +40°C	-10°C to +40°C
	Operating Humidity	10% to 80%RH	10% to 80%RH	10% to 80%RH

* Lifetime (Half brightness) is based on LED chip

	LAS050DB4	LAS060DB4	LAS040DA1D	LAS060DA1D
PHYSICAL PARAMETERS	Pixel Configuraiton	3 in 1 SMD	3 in 1 SMD	3 in 1 SMD
	Pixel Pitch(mm)	5.00	6.00	4.00
	Module Resolution (WxH)	48 x 48	40 x 40	60 x 60
	Module Dimensions(WxH,mm)	240 x 240	240 x 240	240 x 240
	Weight per Module (kg)	0.55	0.55	0.39
	No. of Modules per Unit Case (WxH)	3 x 4	4 x 4	4 x 4
	Unit Case Resolution (WxH)	144 x 192	160 x 160	240 x 240
	Unit Case Dimensions (W x H x D, mm)	720 x 960 x 136	960 x 960 x 136	960 x 960 x 96
	Unit Case Surface Area (m ²)	0.691	0.922	0.922
	Weight per Unit Case (kg)	32	42	25
	Physical Pixel Density (pixels/m ²)	40,000	27,777	62,500
	Flatness of Unit Case (mm)	± 0.1	± 0.1	± 1.0
	Unit Case Material	Aluminum	Aluminum	Aluminum
Service Access	Front (Basic), Rear (Proposal Option)	Front (Basic), Rear (Proposal Option)	Front and Rear	
				Aluminum Front and Rear
OPTICAL SPECIFICATIONS	Min. Brightness (After Calibration)	1,000	1,000	2,000
	Color Temperature	3,200 - 9,300	3,200 - 9,300	6,500
	Visual Viewing Angle (Horizontal)	160	160	160
	Visual Viewing Angle (Vertical)	160	160	140
	Brightness Uniformity	≥ 97%	≥ 97%	≥ 97%
	Color Uniformity	± 0.003Cx,Cy	± 0.003Cx,Cy	± 0.05Cx,Cy
	Contrast Ratio	1,000	1,000	5,000
	Processing Depth (bit)	10	10	16
ELECTRICAL SPECIFICATIONS	Power Consumption (W/Unit, Max.)	380	498	690
	Power Consumption (W/Unit, Avg.)	128	166	276
	Power Consumption (W/m ² , Max.)	550	720	749
	Power Supply (V)	110 to 240	110 to 240	100 to 240
	Frame Rate (Hz)	50 / 60	50 / 60	50 / 60
	Refresh Rate (Hz)	1,920	1,920	4,000
OPERATION SPECIFICATIONS	Lifetime (Half Brightness)	50,000	50,000	100,000
	Operating Temperature	0°C to +40°C	0°C to +40°C	0°C to +40°C
	Operating Humidity	10% to 80%RH	10% to 80%RH	10% to 90%RH
	IP rating Front	-	-	IP40
	IP rating Rear	-	-	IP20


* Lifetime (Half brightness) is based on LED chip

LBP Series

Specifications

	LBP100DC1	LBP125DC1	LBP160DC1	
PHYSICAL PARAMETERS	Pixel Configuraition	3 in 1 SMD	3 in 1 SMD	3 in 1 SMD
	Pixel Pitch (mm)	10.00	12.50	16.00
	Module Resolution (W x H)	16 x 16	16 x 16	16 x 16
	Module Dimensions (W x H, mm)	160 x 160	200 x 200	256 x 256
	Weight per Module (kg)	0.29	0.47	0.72
	No. of Modules per Unit Case (W x H)	1 x 1	1 x 1	1 x 1
	Unit Case Resolution (W x H)	16 x 16	16 x 16	16 x 16
	Unit Case Dimensions (W x H x D, mm)	160 x 160 x 15.7	200 x 200 x 19	256 x 256 x 20
	Unit Case Surface Area (m ²)	0.026	0.040	0.066
	Weight per Unit Case (kg)	0.29	0.47	0.72
	Physical Pixel Density (pixels/m ²)	10,000	6,400	3,906
	Flatness of Unit Case (mm)	± 0.5	± 0.5	± 0.5
	Unit Case Material	EGI Steel	EGI Steel	EGI Steel
	Service Access	Rear	Front (Basic), Rear (Proposal Option)	Rear
OPTICAL SPECIFICATIONS	Min. Brightness (After Calibration)	8,000	8,000	8,000
	Color Temperature	3,500-9,300	3,500-9,300	3,500-9,300
	Visual Viewing Angle (Horizontal)	160	160	160
	Visual Viewing Angle (Vertical)	160	160	160
	Brightness Uniformity	≥ 94%	≥ 94%	≥ 94%
	Color Uniformity	± 0.003CxCy	± 0.003CxCy	± 0.003CxCy
	Contrast Ratio	1,200	1,200	1,200
ELECTRICAL SPECIFICATIONS	Processing Depth (bit)	16	16	16
	Power Consumption (W/Unit, Max.)	22.0	34.0	62.0
	Power Consumption (W/Unit, Avg.)	8.8	13.6	24.8
	Power Consumption (W/m ² , Max.)	860	850	947
	Power Supply (V)	5V 80A	5V 80A	5V 80A
	Refresh Rate (Hz)	60	60	60
OPERATION SPECIFICATIONS	Lifetime (Half Brightness)	100,000	100,000	100,000
	Operating Temperature	-25°C to +65°C	-25°C to +65°C	-25°C to +65°C
	Operating Humidity	0% to 99% RH	0% to 99% RH	0% to 99% RH
	IP Rating Front	IP65	IP65	IP65
	IP Rating Rear	IP54	IP54	IP54

* Lifetime (Half brightness) is based on LED chip



LBS Series

Specifications

	LBS060DA1D	LBS080DA1D	LBS100DA1D	LBS120DA1D	LBS160DA1D	LBS160VA1D	LBS200VA1D
PHYSICAL PARAMETERS	Pixel Configuraiton	3 in 1 SMD	3 in 1 SMD	3 in 1 SMD	3 in 1 SMD	3 in 1 SMD	Oval
	Pixel Pitch (mm)	6.00	8.00	10.70	12.00	16.00	16.00
	Module Resolution (W x H)	32 x 32	24 x 24	18 x 18	16 x 16	12 x 12	20 x 20
	Module Dimensions (W x H, mm)	192 x 192	192 x 192	192 x 192	192 x 192	192 x 192	320 x 320
	Weight per Module (kg)	0.54	0.57	0.56	0.56	0.56	2.14
	No. of Modules per Unit Case (W x H)	6 x 4	8 x 8	8 x 8	8 x 8	8 x 8	8 x 6
	Unit Case Resolution (W x H)	192 x 128	192 x 192	144 x 144	128 x 128	96 x 96	160 x 120
	Unit Case Dimensions (W x H x D, mm)	1,152 x 768 x 217	1,536 x 1,536 x 222	1,536 x 1,536 x 222	1,536 x 1,536 x 223	1,536 x 1,536 x 227	2,560 x 1,920 x 254
	Unit Case Surface Area (m ²)	0.885	2.359	2.359	2.359	2.359	4.915
	Weight per Unit Case (kg)	36	38	38	38	38	109
	Physical Pixel Density (pixels/m ²)	27,777	15,625	8,836	6,944	3,906	3,906
	Flatness of Unit Case (mm)	±1.0	± 1.0	± 1.0	± 1.0	± 1.0	± 1.0
	Unit Case Material	Aluminum	Aluminum	Aluminum	Aluminum	Aluminum	Aluminum
	Service Access	Front (Basic), Rear (Proposal Option)	Front and Rear	Front and Rear	Front and Rear	Front and Rear	Front and Rear
OPTICAL SPECIFICATIONS	Min. Brightness (After Calibration)	6,000	6,000	6,000	6,000	6,000	7,500
	Color Temperature	6,500	6,500	6,500	6,500	6,500	6,500
	Visual Viewing Angle (Horizontal)	160	160	160	160	160	160
	Visual Viewing Angle (Vertical)	90	90	110	100	90	60
	Brightness Uniformity	≥ 97%	≥ 97%	≥ 97%	≥ 97%	≥ 97%	≥ 97%
	Color Uniformity	± 0.05Cx,Cy	± 0.05Cx,Cy	± 0.05Cx,Cy	± 0.05Cx,Cy	± 0.05Cx,Cy	± 0.05Cx,Cy
	Contrast Ratio	3,000	3,000	3,000	3,000	3,000	3,000
	Processing Depth (bit)	16	16	16	16	16	16
ELECTRICAL SPECIFICATIONS	Power Consumption (W/Unit, Max.)	690	771	805	748	794	1547
	Power Consumption (W/Unit, Avg.)	276	308	322	299	317	619
	Power Consumption (W/m ² , Max.)	780	871	910	845	897	629
	Power Supply (V)	100 to 240	100 to 240	100 to 240	100 to 240	100 to 240	100 to 240
	Frame Rate (Hz)	50 / 60	50 / 60	50 / 60	50 / 60	50 / 60	50 / 60
OPERATION SPECIFICATIONS	Refresh Rate (Hz)	4,000	4,000	4,000	4,000	4,000	4,000
	Lifetime (Half Brightness)	100,000	100,000	100,000	100,000	100,000	100,000
	Operating Temperature	-20 to 50	-20 to 50	-20 to 50	-20 to 50	-20 to 50	-20 to 50
	Operating Humidity	10% to 90% RH	10% to 90% RH	10% to 90% RH	10% to 90% RH	10% to 90% RH	10% to 90% RH
	IP Rating Front	IP65	IP65	IP65	IP65	IP65	IP65
IP Rating Rear	IP54	IP54	IP54	IP54	IP54	IP54	

* Lifetime (Half brightness) is based on LED chip

	Virtual	Ribbon Board		Perimeter
	LBS100EA1D	LBF160DA1D	LBF200VA1D	LBB160DA1D
PHYSICAL PARAMETERS	Pixel Configuraiton	Oval	3 in 1 SMD	Oval
	Pixel Pitch (mm)	10.00 (Virtual)	16.00	20.00
	Module Resolution (W x H)	16 x 16	12 x 12	16 x 16
	Module Dimensions (W x H, mm)	320 x 320	192 x 192	320 x 320
	Weight per Module (kg)	1.90	0.90	2.15
	No. of Modules per Unit Case (W x H)	4 x 3	4 x 5	4 x 3
	Unit Case Resolution (W x H)	64 x 48	48 x 60	64 x 48
	Unit Case Dimensions (W x H x D, mm)	1,280 x 960 x 249	768 x 960 x 254	1,280 x 960 x 176
	Unit Case Surface Area (m ²)	1.229	0.737	1.229
	Weight per Unit Case (kg)	60	40	63
	Physical Pixel Density (pixels/m ²)	10,000 (Virtual)	3,906	2,500
	Flatness of Unit Case (mm)	± 1.0	± 1.0	± 1.0
	Unit Case Material	Aluminum	Aluminum	Aluminum
	Service Access	Front and Rear	Top	Front
OPTICAL SPECIFICATIONS	Min. Brightness (After Calibration)	7,000	6,000	6,000
	Color Temperature	6,500	6,500	6,500
	Visual Viewing Angle (Horizontal)	160	160	160
	Visual Viewing Angle (Vertical)	50	90	60
	Brightness Uniformity	≥ 97%	≥ 97%	≥ 97%
	Color Uniformity	± 0.05Cx,Cy	± 0.05Cx,Cy	± 0.05Cx,Cy
	Contrast Ratio	3,000	3,000	3,000
	Processing Depth (bit)	16	16	16
ELECTRICAL SPECIFICATIONS	Power Consumption (W/Unit, Max.)	621	667	690
	Power Consumption (W/Unit, Avg.)	248	267	276
	Power Consumption (W/m ² , Max.)	505	905	562
	Power Supply (V)	100 to 240	100 to 240	100 to 240
	Frame Rate (Hz)	50 / 60	50 / 60	50 / 60
OPERATION SPECIFICATIONS	Refresh Rate (Hz)	4,000	4,000	4,000
	Lifetime (Half Brightness)	100,000	100,000	100,000
	Operating Temperature	-20 to 50	-20 to 50	-20 to 50
	Operating Humidity	10% to 90%RH	10% to 90%RH	10% to 90%RH
	IP Rating Front	IP65	IP65	IP65
IP Rating Rear	IP54	IP43	IP43	

* Lifetime (Half brightness) is based on LED chip



Download LG Commercial Display Mobile App



Apple App Store



Google Play Store

Learn more www.lg.com/b2b or www.lgcommercial.com

 youtube.com/c/LGCommercialDisplay

LG may make changes to specifications and product descriptions without notice.

Copyright © 2017 LG Electronics Inc. All rights reserved. "LG Life's Good" is a registered trademark of LG Corp.

The names of products and brands mentioned here may be the trademarks of their respective owners.