

# Outstanding Visiblity with Quiet Operation

## XS series

Easily installed in store windows, LG's XS series of window facing digital signage captivates customers with its vivid image quality and quiet operation. The XS series helps businesses enhance their store's brand image while enriching the customers' shopping experience.



# Outstanding Visibility with Quiet Operation

## XS series

### Outstanding Visibility

#### High Brightness

With a great brightness of 2,500 cd/m<sup>2</sup>, XS series clearly delivers contents and attracts public attention, which is the ultimate display for outdoor visibility.



#### Visible with Polarized Sunglasses

QWP\* enables clear visibility even when the viewer is wearing polarized sunglasses.



\* Quarter Wave Plate

# Outstanding Visibility with Quiet Operation

## XS series

### Quiet Operation

#### Fan-less Design

By eliminating the need for a cooling fan, we have made the XS series an ideal choice for the in-window environment. Its operating noise level is under 25dB, which is quieter than that of daily conversation.

XS Series  
(Under 25dB)



Conversation  
(50dB)



Typing  
(78dB)



### Space Efficiency

#### Slim Design

Thanks to its thin depth, the XS series takes up less space, which leads to space efficiency in an in-window environment.





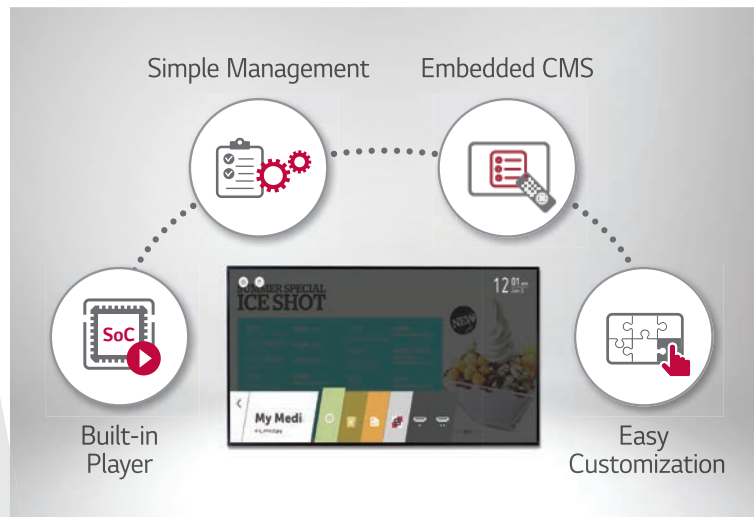
# Outstanding Visibility with Quiet Operation

## XS series

### User Convenience

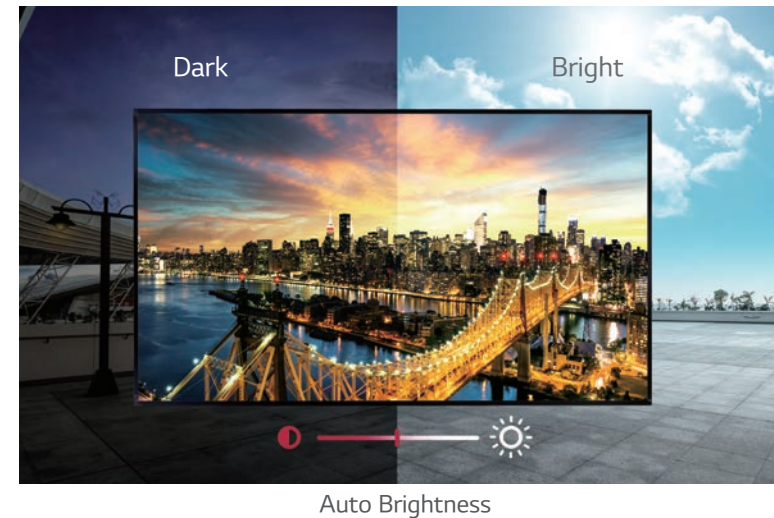
#### webOS Smart Platform

Quad Core SoC (System-on-Chip) can execute several tasks at the same time without a separate media player. In addition, webOS 3.0 platform enhances user convenience with intuitive UI and simple app development tools.



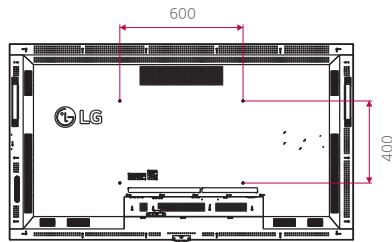
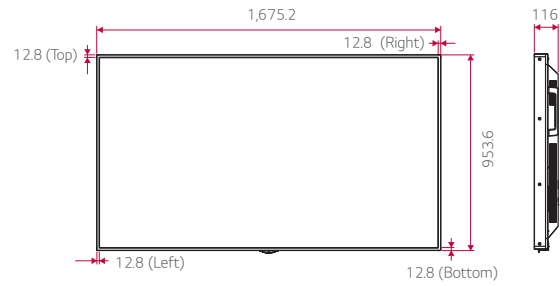
#### Smart Brightness Control

The screen brightness is automatically adjusted depending on the ambient light. The brightness is increased in light for better visibility, while it is decreased in darkness for efficient power management.

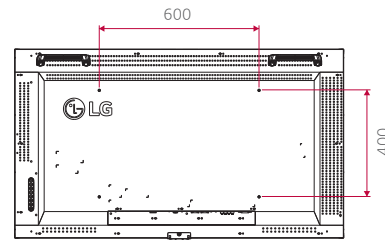
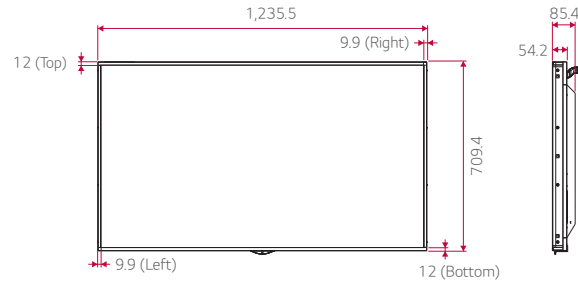


## Dimension (unit: mm)

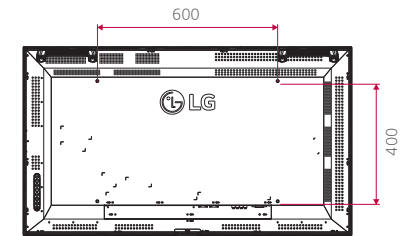
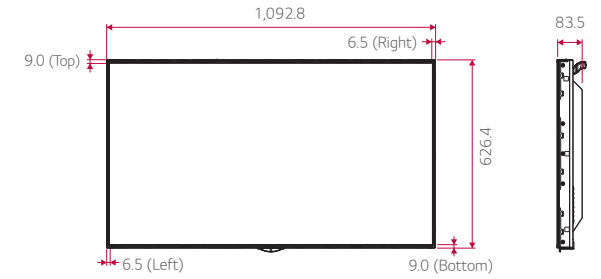
75"



55"

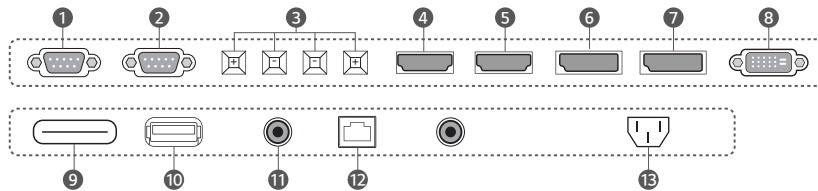


49"



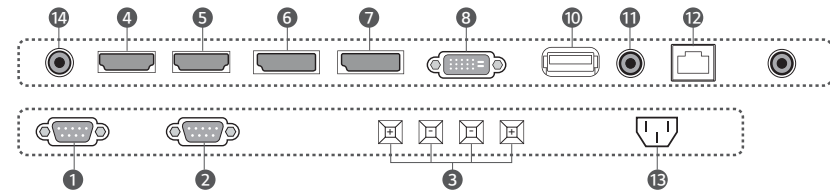
## Connectivity

75"



- |                     |            |                  |
|---------------------|------------|------------------|
| 1 RS 232C IN        | 6 DP IN    | 11 AUDIO IN (PC) |
| 2 RS 232C OUT       | 7 DP OUT   | 12 LAN           |
| 3 SPEAKER OUT (8 Ω) | 8 DVI-D IN | 13 AC IN         |
| 4 HDMI IN 1         | 9 SD CARD  |                  |
| 5 HDMI IN 2         | 10 USB IN  |                  |

55"/49"



# Specifications

	75XS2C	55XS2E	49XS2E	
<b>PANEL</b>	Screen Size	75" (74.52" Measured Diagonal)	55" (54.64" Measured Diagonal)	49" (48.50" Measured Diagonal)
	Panel Technology	IPS, M+ (WRGB)	IPS, M+ (WRGB)	IPS, M+ (WRGB)
	Aspect Ratio	16 : 9	16 : 9	16 : 9
	Native Resolution	3,840 x 2,160 (UHD)	1,920 x 1,080 (FHD)	1,920 x 1,080 (FHD)
	Brightness	2,500 cd/m <sup>2</sup> (Typ.), 2,250 cd/m <sup>2</sup> (Min.)	2,500 cd/m <sup>2</sup> (Typ.), 2,250 cd/m <sup>2</sup> (Min.)	2,500 cd/m <sup>2</sup> (Typ.), 2,250 cd/m <sup>2</sup> (Min.)
	Contrast Ratio (Typ.)	1,200:1	1,000:1	1,000:1
	Viewing Angle (H x V)	178 x 178	178 x 178	178 x 178
	Surface Treatment	AGLR (Haze 3%), QWP	AGLR (Haze 3%), QWP	AGLR (Haze 3%), QWP
	Lifetime	50,000 Hrs	50,000 Hrs	50,000 Hrs
	Operation Hours	24 Hrs	24 Hrs	24 Hrs
Orientation	Portrait (Clockwise) & Landscape	Landscape & Portrait	Landscape & Portrait	
<b>CONNECTIVITY</b>	Input	HDMI(2), DP, DVI-D, Audio, USB 3.0, SD Card (FAT32/NTFS)	HDMI(2), DP, DVI-D, Audio, USB	HDMI(2), DP, DVI-D, Audio, USB
	Output	DP, External Speaker (L/R)	DP, External Speaker (L/R)	DP, External Speaker (L/R)
	External Control	RS232C In/out, RJ45 In, IR Receiver In	RS232C In/out, RJ45 In, IR Receiver In	RS232C In/out, RJ45 In, IR Receiver In
<b>PHYSICAL SPECIFICATION</b>	Bezel Color	Black	Black	Black
	Bezel Width	12.8 mm (Even)	12.0 mm (T/B), 9.9 mm (L/R)	9 mm (T/B), 6.5 mm (L/R)
	Monitor Dimension (W x H x D)	1,675.2 x 953.6 x 116 mm	1,235.5 x 709.4 x 85.4 mm	1,092.8 x 626.4 x 83.5 mm
	Weight (Head)	43 kg	24.7 kg	21.2 kg
	Carton Dimensions (W x H x D)	1,816 x 1,106 x 285 mm	1,344 x 215 x 820 mm	1,194 x 175 x 760 mm
	Packed Weight	52.2 kg	29.9 kg	25.7 kg
VESA™ Standard Mount Interface	600 x 400 mm	600 x 400 mm	600 x 400 mm	
<b>SPECIAL FEATURES</b>	Temperature Sensor, Auto Brightness Sensor (Except 75XS2C), Energy Saving, Smart Energy Saving, Tile Mode (Up to 15x15), Natural Mode@Tile Mode, Source Selection, Brightness/Contrast/Backlight, DPM Select, File Play with USB, Internal Memory (8GB, System 4GB + Available 4GB), Wi-Fi Dongle Ready			
<b>ENVIRONMENTAL CONDITIONS</b>	Operation Temperature	0°C to 40°C (w/o Direct Sunlight)	0°C to 45°C (w/o Direct Sunlight)	0°C to 45°C (w/o Direct Sunlight)
	Operation Humidity	10% to 85%	10% to 80%	10% to 80%
<b>POWER</b>	Power Type	Built-In Power	Built-In Power	Built-In Power
	Power Supply	100-240V~, 50/60Hz	100-240 V~, 50/60 Hz	100-240V~, 50/60Hz
	Power Typ. / Max.	585 W / 600 W	240 W / 270 W	200 W / 240 W
	Consumption Smart Energy Saving	280 W	120 W	100 W
<b>STANDARD (CERTIFICATION)</b>	Safety	UL / cUL / CB / TUV	IEC 60950-1 / EN 60950-1 / UL 60950-1	IEC 60950-1 / EN 60950-1 / UL 60950-1
	EMC	FCC Class "A" / CE / KC / VCCI	FCC Class "A" / CE / KC / VCCI	FCC Class "A" / CE / KC / VCCI
	ErP / Energy Star	No / No	No / No	No / No
<b>SOFTWARE COMPATIBILITY</b>	Content Management Software	SuperSign CMS	SuperSign CMS	SuperSign CMS
	Control and Monitoring Software <sup>1</sup>	SuperSign Control	SuperSign Control+	SuperSign Control+
<b>ACCESSORIES</b>	Basic	Remote Controller (2 Batteries Included), Power Cord, HDMI Cable, Manual (ESG/EIG), IR Receiver (w/ Ambient Light Sensor)	Remote Controller (2 Batteries Included), Power Cord, HDMI Cable, Manual (ESG/EIG), IR Receiver (w/ Ambient Light Sensor)	Remote Controller(2 Batteries Included), Power Cord, HDMI Cable, Manual (ESG/EIG), IR Receiver (w/ Ambient Light Sensor)
	Optional	Wall Mount (LSW630), Wi-Fi Dongle (AN-WF500) *Stand is not available	Landscape Wall Mount (WM-L640V), Portrait Wall Mount (WM-P640V), Wi-Fi Dongle (AN-WF500) *Stand is not available	Landscape Wall Mount (WM-L640V), Portrait Wall Mount (WM-P640V), Wi-Fi Dongle (AN-WF500) *Stand is not available

1) Software compatibility may change over time. Please contact your regional LG sales representative for details.



Download  
LG C-Display+  
Mobile App

Google Play Store

- [www.lg.com/b2b](http://www.lg.com/b2b)
- [www.youtube.com/c/LGCommercialDisplay](https://www.youtube.com/c/LGCommercialDisplay)
- [www.facebook.com/LGInformationDisplay](https://www.facebook.com/LGInformationDisplay)
- [www.linkedin.com/company/LGInformationDisplay](https://www.linkedin.com/company/LGInformationDisplay)

LG may make changes to specifications and product descriptions without notice.  
Copyright © 2018 LG Electronics Inc. All rights reserved. "LG Life's Good" is a registered trademark of LG Corp.  
The names of products and brands mentioned here may be the trademarks of their respective owners.

