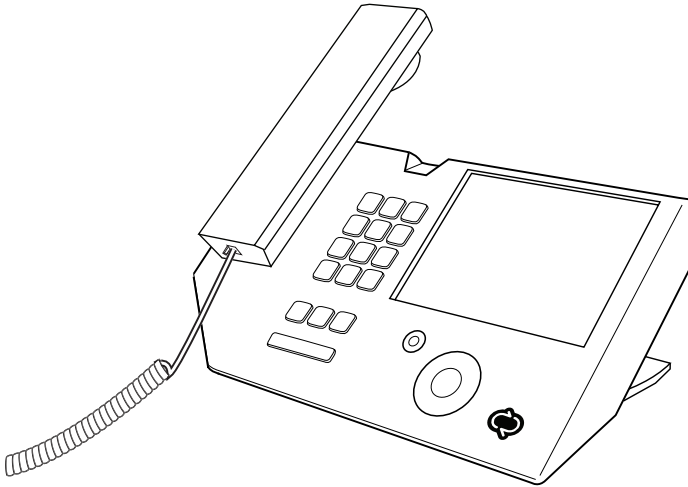



Polycom® CX700 Quick Start Guide



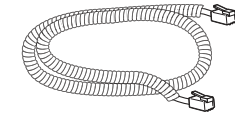
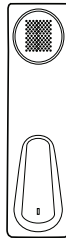
Parts List

Thank you for choosing the Polycom CX700. The Polycom CX700 connects directly to your IP network, giving you full duplex, two-way VoIP telephone conversations using the embedded Microsoft® Office Communicator 2007 unified communications client.

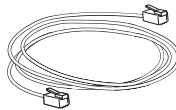
These items are included in your Polycom CX700 package. If you are missing any items, contact your Polycom CX700 reseller.



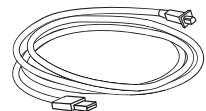
Polycom CX700 Console



Handset and Handset Cord



Network Cable

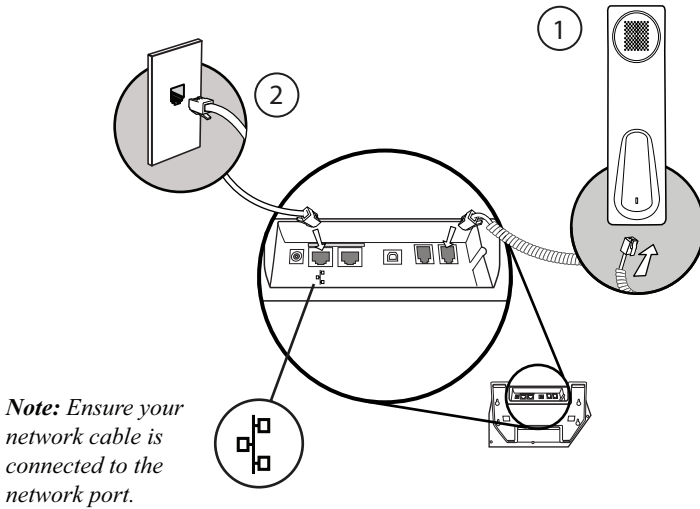


USB Cable

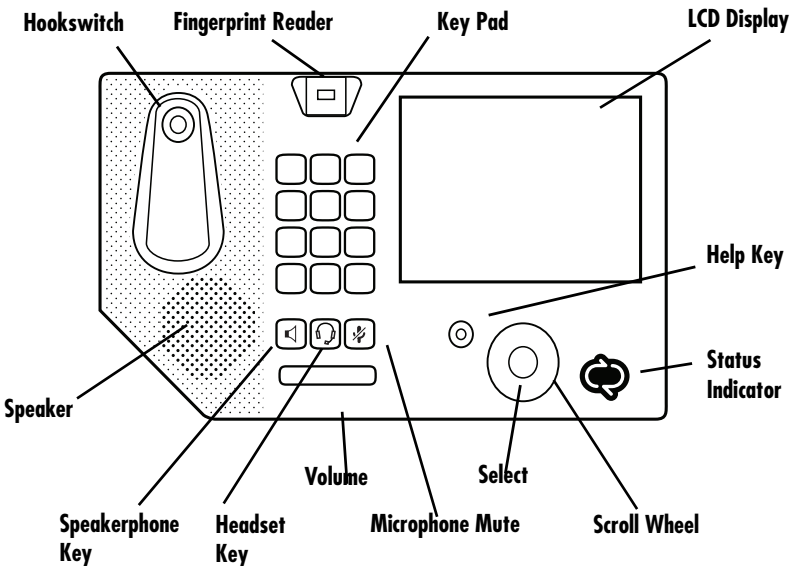
Connect Cables

1. Connect Handset, as shown below.
2. Connect Network, as shown below.

Connect the network cable to your ethernet port, and then plug the other end of the network cable into the network port on the back of the Polycom CX700. Power is supplied to the Polycom CX700 via Power over Ethernet.



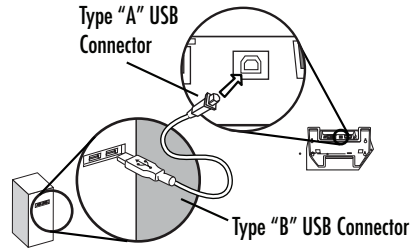
Features



USB Cable For Use with Microsoft® Office Communications Server 2007 R2

You can connect your Polycom CX700 IP phone to your computer using the USB cable, as shown. Once connected to a computer on which you have signed into Microsoft® Office Communicator 2007 R2, your phone will automatically sign into Communications Server 2007 R2. If the phone is not yet connected, you may see a "Connect with Computer" screen allowing you to "Sign in on the phone instead", as described in the next section. Note that the USB cable functionality is only available with Office Communicator 2007 R2 Phone Edition firmware.

Your phone may need to update itself to the R2 firmware before displaying the new features. Your phone can update itself automatically with firmware made available by your administrator.

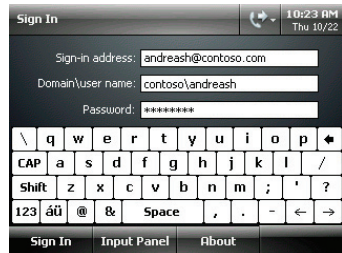


Startup, Login, and Place Calls

The Polycom CX700 will automatically configure itself after power has been supplied. After configuration is complete, the Microsoft Office Communicator 2007 login screen will appear.

To login:

1. On the Phone Login screen, use the touch screen to enter your sign-in name (e.g., andreash@contoso.com).
2. Enter your network domain and user name (e.g., contoso\andreash) and your network password. Then touch Sign In on the touch screen.
3. To keep access to your personal contacts secure, you can choose to use either a Personal Identifier Number (PIN) or fingerprint security.
4. For PIN security, enter the PIN (twice) that you want to use, then touch OK.
5. For fingerprint security, select "Use fingerprint instead" and swipe your finger on the fingerprint reader until the device recognizes your print (four times).
6. When the presence icon lights up, you're connected to Microsoft Office Communications Server 2007 R2 and are ready to make and receive phone calls. Your contacts on the phone are already synchronized with the server—there's no need to manually add them to your phone.



You may place calls by using your Contact List, company directory, or the key pad.

Contact your system administrator for any issues related to the Microsoft Office Communicator 2007 unified communications client.

For more information about installation and startup, refer to the *Polycom CX700 User Guide*, at www.polycom.com/support/voicedocumentation/.

End User License, Warranty, Safety Notices

The software included in this Product, including, without limitation, firmware and all updated thereto, including any software that may be downloaded electronically via the internet or otherwise (the "Software") is licensed, not sold. Customer shall not reverse compile, disassemble, or otherwise reverse engineer, embed with any other software product, or modify in any manner with respect thereto, the Software in whole or in part. **LIMITED WARRANTY.** Polycorn warrants to the end user ("Customer") that this Product will be free from defects in workmanship and materials, under normal use and service, for one year from the date of purchase from Polycorn or its authorized reseller. Polycorn's sole obligation under this express warranty shall be, at Polycorn's option and expense, to repair the defective Product or part, deliver to Customer an equivalent product or part to replace the defective item, or if neither of the two foregoing options are reasonably available, Polycorn may, in its sole discretion, refund to Customer the purchase price paid for the defective Product. All Products that are replaced will become the property of Polycorn. Replacement Products or parts may be new or reconditioned. Polycorn warrants any replaced or repaired Product or part for ninety (90) days from shipment, or the remainder of the initial warranty period, whichever is longer. Products returned to Polycorn must be sent prepaid and packaged appropriately for safe shipment, and it is recommended that they be insured or sent by a method that provides for tracking of the package. Responsibility for loss or damage does not transfer to Polycorn until the returned item is received by Polycorn. The repaired or replaced item will be shipped to Customer, at Polycorn's expense, not later than thirty (30) days after Polycorn receives the defective Product, and Polycorn will retain risk of loss or damage until the item is delivered to Customer.

EXCLUSIONS. Polycorn will not be liable under this limited warranty if its testing and examination disclose that the alleged defect or malfunction in the Product does not exist or results from:

- Failure to follow Polycorn's installation, operation, or maintenance instructions;
- Unauthorized Product repair, modification or alteration;
- Unauthorized use of common carrier communication services accessed through the Product;
- Abuse, misuse, negligent acts or omissions of Customer and persons under Customer's control; or
- Acts of third parties, acts of God, accident, fire, lightning, power surges or outages, or other hazards.

LIMITATION OF WARRANTY. IF A POLYCOM PRODUCT DOES NOT OPERATE AS WARRANTED ABOVE, CUSTOMER'S SOLE REMEDY FOR BREACH OF THAT WARRANTY SHALL BE REPAIR, REPLACEMENT, OR REFUND OF THE PURCHASE PRICE PAID, AT POLYCOM'S OPTION. POLYCOM DOES NOT AND CANNOT WARRANT THAT: (I) CERTAIN PERFORMANCE OR RESULTS MAY BE OBTAINED USING THE PRODUCT; (II) THE PRODUCT IS APPROPRIATE FOR YOUR PURPOSES OR PARTICULAR APPLICATION; (III) THE PRODUCT SOFTWARE IS ERROR-OR BUG-FREE; OR (IV) THE PRODUCT OR SOFTWARE WILL PROVIDE UNINTERRUPTED USAGE. ACCORDINGLY, AND EXCEPT FOR THE LIMITED WARRANTY AND EXCLUSIONS SET FORTH ABOVE, THE PRODUCT, SOFTWARE AND ANY DOCUMENTATION ARE PROVIDED "AS IS." THE ENTIRE RISK AS TO THE RESULTS AND PERFORMANCE OF THIS PRODUCT IS ASSUMED BY YOU. TO THE FULLEST EXTENT ALLOWED BY LAW, THE FOREGOING WARRANTIES AND REMEDIES ARE EXCLUSIVE AND ARE IN LIEU OF ALL OTHER WARRANTIES, TERMS, OR CONDITIONS OF PERFORMANCE, EXPRESS OR IMPLIED, EITHER IN FACT OR BY OPERATION OF LAW, STATUTORY OR OTHERWISE, INCLUDING WARRANTIES, TERMS, OR CONDITIONS OF MERCHANTABILITY, FITNESS FOR ANY PARTICULAR PURPOSE, SATISFACTORY QUALITY,

SAFETY AND REGULATORY INFORMATION. This device complies with Part 15 of the FCC Rules. Operation is subject to the following two conditions:

- (1) This device may not cause harmful interference, and (2) This device must accept any interference received, including interference that may cause undesired operation.

Note: This equipment is tested and complies with the limits for a Class B digital device, pursuant to Part 15 of the FCC Rules. These limits are designed to provide reasonable protection against harmful interference in a residential installation. This equipment generates, uses, and can radiate radio frequency energy and, if not installed and used in accordance with the instructions, may cause harmful interference to radio communications. However, there is no guarantee that interference will not occur in a particular installation. If this equipment does cause harmful interference to radio or television reception, which can be determined by turning the equipment off and on, the user is encouraged to try to correct the interference by one or more of the following measures:

1. Reorient or relocate the receiving antenna.
2. Increase the separation between the equipment and receiver.
3. Connect the equipment into an outlet on a circuit different from that to which the receiver is connected.
4. Consult the dealer or an experienced radio/TV technician for help.

This Polycorn CX700 is marked with the CE mark. This mark indicates compliance with EC Directives 2006/95/EC and 2004/108/EC. A full copy of the Declaration of Conformity can be obtained from Polycorn Ltd., 270 Bath Road, Slough, Berkshire, SL1 4DX, UK. In accordance with Part 15 of the FCC Rules, the user is cautioned that any changes or modifications not expressly approved by Polycorn, Inc. could void the user's authority to operate the equipment.

CORRESPONDENCE WITH DESCRIPTION, AND NON-INFRINGEMENT, ALL OF WHICH ARE EXPRESSLY DISCLAIMED. POLYCOM NEITHER ASSUMES NOR AUTHORIZES ANY OTHER PERSON TO ASSUME FOR IT ANY OTHER LIABILITY IN CONNECTION WITH THE SALE, INSTALLATION, MAINTENANCE OR USE OF ITS PRODUCTS.

SERVICE AGREEMENTS. Please contact your Polycorn Authorized Reseller for information about service agreements applicable to your Product.

SOFTWARE SUPPORT. Polycorn will provide support for Software running on the Product if all of the following conditions are satisfied:

- The Product is under warranty or is covered by a Polycorn service contract;
- The Product Software is the current major version or the next preceding major version (software revisions are labeled as "x.y.z," with the first two digits designating major versions).
- The Product Software comes with 90-day software warranty, providing for software updates (minor releases/bug fixes). To continue to receive support, purchasing a maintenance contract is the most economical solution.

Requests for Software support should be made through the Polycorn Reseller from whom the Product was purchased.

LIMITATION OF LIABILITY. TO THE FULL EXTENT ALLOWED BY LAW, POLYCOM EXCLUDES FOR ITSELF AND ITS SUPPLIERS ANY LIABILITY, WHETHER BASED IN CONTRACT OR TORT (INCLUDING NEGLIGENCE), FOR INCIDENTAL, CONSEQUENTIAL, INDIRECT, SPECIAL, OR PUNITIVE DAMAGES OF ANY KIND, OR FOR LOSS OF REVENUE OR PROFITS, LOSS OF BUSINESS, LOSS OF INFORMATION OR DATA, OR OTHER FINANCIAL LOSS ARISING OUT OF OR IN CONNECTION WITH THE SALE, INSTALLATION, MAINTENANCE, USE, PERFORMANCE, FAILURE, OR INTERRUPTION OF ITS PRODUCTS, EVEN IF POLYCOM OR ITS AUTHORIZED RESELLER HAS BEEN ADVISED OF THE POSSIBILITY OF SUCH DAMAGES, AND LIMITS ITS LIABILITY TO REPAIR, REPLACEMENT, OR REFUND OF THE PURCHASE PRICE PAID, AT POLYCOM'S OPTION. THIS DISCLAIMER OF LIABILITY FOR DAMAGES WILL NOT BE AFFECTED IF ANY REMEDY PROVIDED HEREIN SHALL FAIL OF ITS ESSENTIAL PURPOSE.

DISCLAIMER. Some countries, states, or provinces do not allow the exclusion or limitation of implied warranties or the limitation of incidental or consequential damages for certain products supplied to consumers, or the limitation of liability for personal injury, so the above limitations and exclusions may be limited in their application to the Customer. When the implied warranties are not allowed to be excluded in their entirety, they will be limited to the duration of the applicable written warranty. This warranty gives the Customer specific legal rights which may vary depending on local law.

GOVERNING LAW. This Limited Warranty and Limitation of Liability shall be governed by the laws of the State of California, U.S.A., and by the laws of the United States, excluding their conflicts of law principles. The United Nations Convention on Contracts for the International Sale of Goods is hereby excluded in its entirety from application to this Limited Warranty and Limitation of Liability.

COPYRIGHT. All rights reserved under International and pan-American Copyright Conventions. No part of the contents of this manual may be copied, reproduced, or transmitted in any form or by any means, or translated into another language or format, in whole or part, without written consent of Polycorn, Inc.

Polycorn® and the logo design are registered trademarks and Polycorn CX700 is a trademark of Polycorn, Inc. in the United States, and various countries. Do not remove (or allow any third party to remove) any product identification, copyright or other notices.

Installation must be performed in accordance with all relevant national wiring rules.

L'installation doit être exécutée conformément à tous les règlements nationaux applicable au filage électrique.

The outlet to which this apparatus is connected must be installed near the equipment and must always be readily accessible.

La prise électrique à laquelle l'appareil est branché doit être installée près de l'équipement et doit toujours être facilement accessible.

この装置は、情報処理装置等電波障害自主規制協議会（VCCI）の基準に基づくクラスB情報技術装置です。この装置は、家庭環境で使用することを目的としていますが、この装置がラジオやテレビジョン受信機に近接して使用されると、受信障害を引き起こすことがあります。取扱説明書に従って正しい取り扱いをして下さい。

This Class [B] digital apparatus complies with Canadian ICES-003.

Cet appareil numérique de la classe [B] sera conforme à la norme NMB-003 du Canada. To avoid electric shock, do not connect safety extra low voltage (SELV) circuits to telecommunication station network (TNV) circuits. LAN ports contain SELV circuit, and WAN ports contain TNV circuits. Some LAN and WAN ports both use RJ-45 connectors. Use caution when connecting cables.

Contact Information:

Please contact your Polycorn Authorized Reseller for assistance.

<http://www.polycom.com>

Polycorn, Inc. 4750 Willow Road, Pleasanton, CA 94588-2708 USA



1725-31422-001 Rev A